

Congestion Management Plan Update
Montgomery MPO

PC-Travel Reports for study: Old Carter Hill Rd PM NB Study

<u>Report Name</u>	<u>Page</u>
Study Summary	2
Overall Output Statistics	3
Detailed Statistics By Run - Travel Times	4
Detailed Statistics By Run - Average Speed	5
Detailed Statistics By Run - Total Delay	6
Detailed Statistics By Run - Time <= 0 MPH	7
Detailed Statistics By Run - Time <= 30 MPH	8
Detailed Statistics By Run - Time <= 45 MPH	9
Speed/Distance Profiles of All Runs	10

Congestion Management Plan Update

Montgomery MPO

Study Name : **Old Carter Hill Rd PM NB Study**
 Study Date : **12/17/2013**
 Page No. : **2**

Study Summary

Runs Used in This Study

Run Title	Start Date	Start Time	Length	Before/ After	Run Type
Old Carter Hill Rd PM-NB-001 t	12/17/13	17:42	35080	Before	Secondary
Old Carter Hill Rd PM-NB-002 t	12/19/13	17:02	35154	Before	Secondary
Old Carter Hill Rd PM-NB-003 t	12/19/13	17:19	35207	Before	Secondary

Node Info

#	Len	Name
1	0	US-231
2	25244	Hummingbird Ln
3	533	Farmington Ln
4	9400	Old Pike Rd

Length of Study Route = 35,177 feet

Notes:

Congestion Management Plan Update

Montgomery MPO

Study Name : **Old Carter Hill Rd PM NB Study**
 Study Date : **12/17/2013**
 Page No. : **3**

Overall Output Statistics

Node #	Length	Node	Travel Time	# of Stops	Avg Speed	Total Delay	Time <= 0 MPH	Time <= 30 MPH	Time <= 45 MPH
1	0	US-231							
2	25244	Hummingbird Ln	278.3	0.0	61.8	0.0	0.0	12.3	17.0
3	533	Farmington Ln	6.3	0.0	57.4	0.0	0.0	0.0	0.0
4	9400	Old Pike Rd	105.3	0.0	60.8	0.0	0.0	0.0	0.0
Total	35,177		390.0	0.0	61.5	0.0	0.0	12.3	17.0

Stats based on 3 BEFORE runs.
 Stops based on a Stop Speed of 5 MPH.
 Total Delay based on a Normal Speed of 45 MPH.

Congestion Management Plan Update

Montgomery MPO

Study Name : **Old Carter Hill Rd PM NB Study**
 Study Date : **12/17/2013**
 Page No. : **4**

Detailed Statistics By Run

Travel Time (sec) by Section

Old Carter Hill Rd PM-NB-001 t
 Old Carter Hill Rd PM-NB-002 t
 Old Carter Hill Rd PM-NB-003 t

Node #	Length	Node Name	Run #1	Run #2	Run #3
1	0	US-231			
2	25244	Hummingbird Ln	276	283	276
3	533	Farmington Ln	7	6	6
4	9400	Old Pike Rd	112	105	99
Totals	35177		395	394	381

Congestion Management Plan Update

Montgomery MPO

Study Name : **Old Carter Hill Rd PM NB Study**
 Study Date : **12/17/2013**
 Page No. : **5**

Detailed Statistics By Run

Average Speed (MPH) by Section

Old Carter Hill Rd PM-NB-001 t
 Old Carter Hill Rd PM-NB-002 t
 Old Carter Hill Rd PM-NB-003 t

Node #	Length	Node Name	Run #1	Run #2	Run #3
1	0	US-231			
2	25244	Hummingbird Ln	62.4	61.0	62.4
3	533	Farmington Ln	52.9	58.8	62.0
4	9400	Old Pike Rd	57.0	61.2	64.6
Totals	35177		60.7	61.0	63.0

Congestion Management Plan Update

Montgomery MPO

Study Name : **Old Carter Hill Rd PM NB Study**
 Study Date : **12/17/2013**
 Page No. : **6**

Detailed Statistics By Run

Total Delay (sec) by Section

Old Carter Hill Rd PM-NB-001 t
 Old Carter Hill Rd PM-NB-002 t
 Old Carter Hill Rd PM-NB-003 t

Node #	Length	Node Name	Run #1	Run #2	Run #3
1	0	US-231			
2	25244	Hummingbird Ln	0	0	0
3	533	Farmington Ln	0	0	0
4	9400	Old Pike Rd	0	0	0
Totals	35177		0	0	0

Total Delay based on a Normal Speed of 45 MPH.

Congestion Management Plan Update

Montgomery MPO

Study Name : **Old Carter Hill Rd PM NB Study**
 Study Date : **12/17/2013**
 Page No. : **7**

Detailed Statistics By Run

Time <= 0 MPH by Section

Old Carter Hill Rd PM-NB-001 t
 Old Carter Hill Rd PM-NB-002 t
 Old Carter Hill Rd PM-NB-003 t

Node #	Length	Node Name	Run #1	Run #2	Run #3
1	0	US-231			
2	25244	Hummingbird Ln	0	0	0
3	533	Farmington Ln	0	0	0
4	9400	Old Pike Rd	0	0	0
Totals	35177		0	0	0

Congestion Management Plan Update

Montgomery MPO

Study Name : **Old Carter Hill Rd PM NB Study**
 Study Date : **12/17/2013**
 Page No. : **8**

Detailed Statistics By Run

Time <= 30 MPH by Section

Old Carter Hill Rd PM-NB-001 t
 Old Carter Hill Rd PM-NB-002 t
 Old Carter Hill Rd PM-NB-003 t

Node #	Length	Node Name	Run #1	Run #2	Run #3
1	0	US-231			
2	25244	Hummingbird Ln	10	8	19
3	533	Farmington Ln	0	0	0
4	9400	Old Pike Rd	0	0	0
Totals	35177		10	8	19

Congestion Management Plan Update

Montgomery MPO

Study Name : **Old Carter Hill Rd PM NB Study**
 Study Date : **12/17/2013**
 Page No. : **9**

Detailed Statistics By Run

Time <= 45 MPH by Section

Old Carter Hill Rd PM-NB-001 t
 Old Carter Hill Rd PM-NB-002 t
 Old Carter Hill Rd PM-NB-003 t

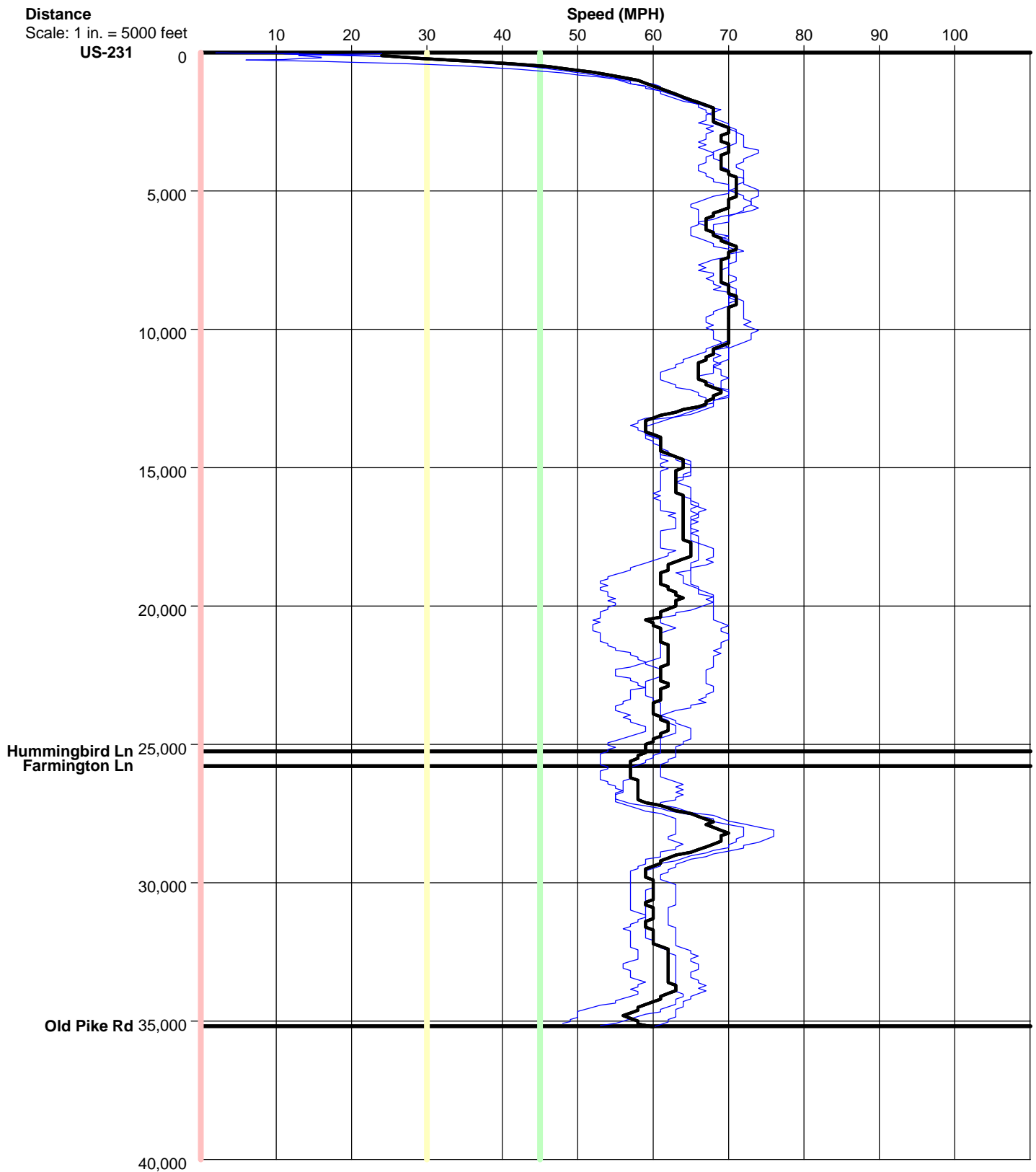
Node #	Length	Node Name	Run #1	Run #2	Run #3
1	0	US-231			
2	25244	Hummingbird Ln	15	13	23
3	533	Farmington Ln	0	0	0
4	9400	Old Pike Rd	0	0	0
Totals	35177		15	13	23

Congestion Management Plan Update

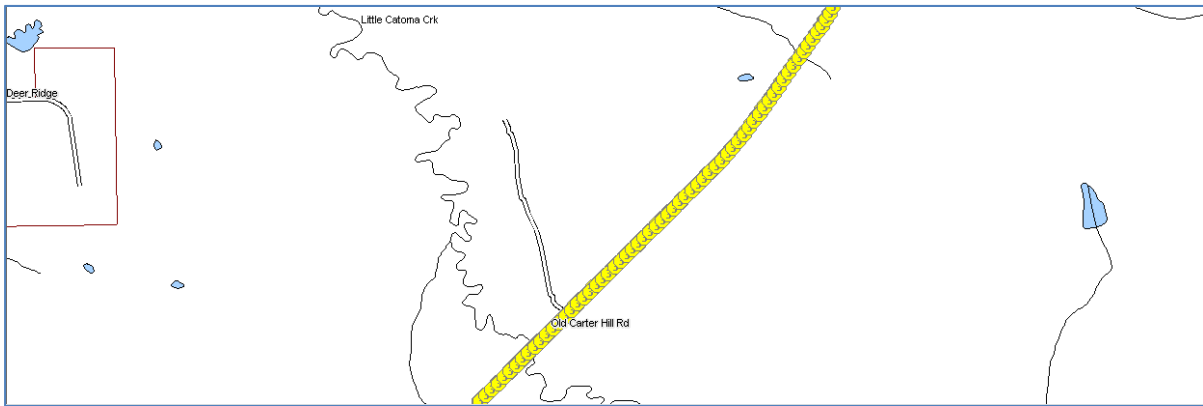
Montgomery MPO

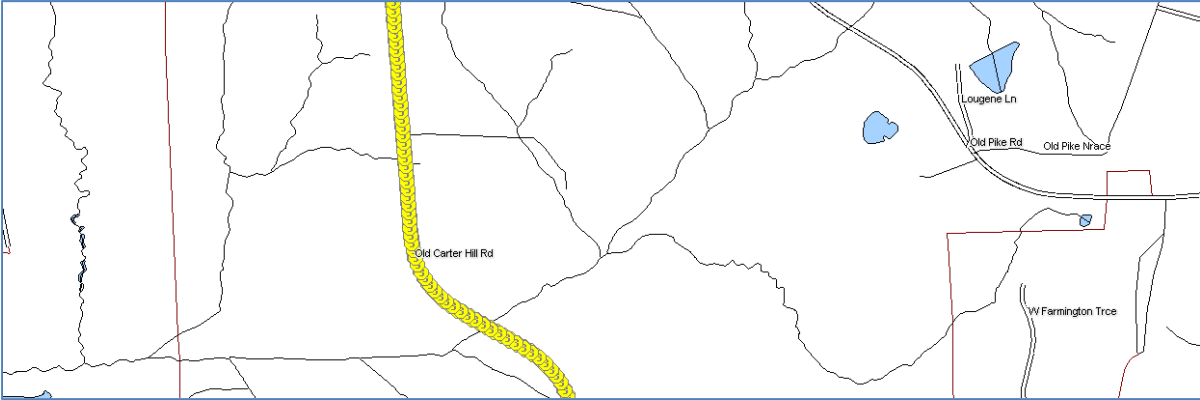
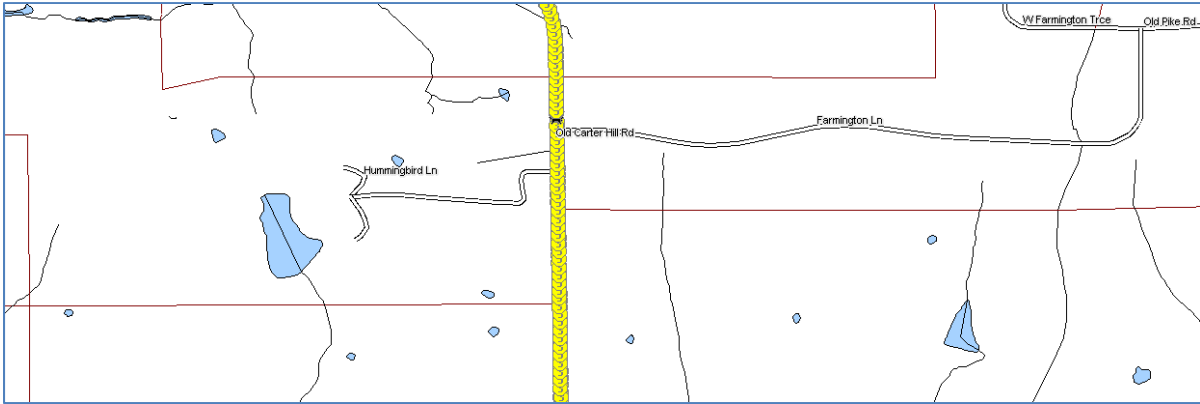
Study Name : Old Carter Hill Rd PM NB Study
Study Date : 12/17/2013
Page No. : 10

Speed/Distance Profiles of All Runs



Old Carter Hill Rd PM NB





Color Code Speeds				
<input checked="" type="checkbox"/>	Speed 1	0	To	30
	Speed 2	30	To	45
	Speed 3	45	To	99