

Congestion Management Plan Update
Montgomery MPO

PC-Travel Reports for study: Old Carter Hill Rd OP NB Study

<u>Report Name</u>	<u>Page</u>
Study Summary	2
Overall Output Statistics	3
Detailed Statistics By Run - Travel Times	4
Detailed Statistics By Run - Average Speed	5
Detailed Statistics By Run - Total Delay	6
Detailed Statistics By Run - Time <= 0 MPH	7
Detailed Statistics By Run - Time <= 30 MPH	8
Detailed Statistics By Run - Time <= 45 MPH	9
Speed/Distance Profiles of All Runs	10

Congestion Management Plan Update

Montgomery MPO

Study Name : **Old Carter Hill Rd OP NB Study**
 Study Date : **12/10/2013**
 Page No. : **2**

Study Summary

Runs Used in This Study

Run Title	Start Date	Start Time	Length	Before/ After	Run Type
Old Carter Hill Rd OP-NB-001 t	12/10/13	13:00	35150	Before	Secondary
Old Carter Hill Rd OP-NB-002 t	12/10/13	13:19	35234	Before	Secondary
Old Carter Hill Rd OP-NB-003 t	12/10/13	13:37	35254	Before	Secondary

Node Info

#	Len	Name
1	0	US-231
2	25244	Hummingbird Ln
3	533	Farmington Ln
4	9400	Old Pike Rd

Length of Study Route = 35,177 feet

Notes:

Congestion Management Plan Update

Montgomery MPO

Study Name : **Old Carter Hill Rd OP NB Study**

Study Date : **12/10/2013**

Page No. : **3**

Overall Output Statistics

Node #	Length	Node	Travel Time	# of Stops	Avg Speed	Total Delay	Time <= 0 MPH	Time <= 30 MPH	Time <= 45 MPH
1	0	US-231							
2	25244	Hummingbird Ln	284.7	0.0	60.5	0.0	0.0	13.7	23.7
3	533	Farmington Ln	5.7	0.0	64.1	0.0	0.0	0.0	0.0
4	9400	Old Pike Rd	103.3	0.0	62.0	0.0	0.0	0.0	0.0
Total	35,177		393.7	0.0	60.9	0.0	0.0	13.7	23.7

Stats based on 3 BEFORE runs.

Stops based on a Stop Speed of 5 MPH.

Total Delay based on a Normal Speed of 45 MPH.

Congestion Management Plan Update

Montgomery MPO

Study Name : **Old Carter Hill Rd OP NB Study**
 Study Date : **12/10/2013**
 Page No. : **4**

Detailed Statistics By Run

Travel Time (sec) by Section

Old Carter Hill Rd OP-NB-001 t
 Old Carter Hill Rd OP-NB-002 t
 Old Carter Hill Rd OP-NB-003 t

Node #	Length	Node Name	Run #1	Run #2	Run #3
1	0	US-231			
2	25244	Hummingbird Ln	295	288	271
3	533	Farmington Ln	6	6	5
4	9400	Old Pike Rd	107	101	102
Totals	35177		408	395	378

Congestion Management Plan Update

Montgomery MPO

Study Name : **Old Carter Hill Rd OP NB Study**
 Study Date : **12/10/2013**
 Page No. : **5**

Detailed Statistics By Run

Average Speed (MPH) by Section

Old Carter Hill Rd OP-NB-001 t
 Old Carter Hill Rd OP-NB-002 t
 Old Carter Hill Rd OP-NB-003 t

Node #	Length	Node Name	Run #1	Run #2	Run #3
1	0	US-231			
2	25244	Hummingbird Ln	58.5	59.9	63.7
3	533	Farmington Ln	58.3	60.5	64.4
4	9400	Old Pike Rd	59.8	63.5	62.8
Totals	35177		58.8	60.8	63.5

Congestion Management Plan Update

Montgomery MPO

Study Name : **Old Carter Hill Rd OP NB Study**
 Study Date : **12/10/2013**
 Page No. : **6**

Detailed Statistics By Run

Total Delay (sec) by Section

Old Carter Hill Rd OP-NB-001 t
 Old Carter Hill Rd OP-NB-002 t
 Old Carter Hill Rd OP-NB-003 t

Node #	Length	Node Name	Run #1	Run #2	Run #3
1	0	US-231			
2	25244	Hummingbird Ln	0	0	0
3	533	Farmington Ln	0	0	0
4	9400	Old Pike Rd	0	0	0
Totals	35177		0	0	0

Total Delay based on a Normal Speed of 45 MPH.

Congestion Management Plan Update

Montgomery MPO

Study Name : **Old Carter Hill Rd OP NB Study**
 Study Date : **12/10/2013**
 Page No. : **7**

Detailed Statistics By Run

Time <= 0 MPH by Section

Old Carter Hill Rd OP-NB-001 t
 Old Carter Hill Rd OP-NB-002 t
 Old Carter Hill Rd OP-NB-003 t

Node #	Length	Node Name	Run #1	Run #2	Run #3
1	0	US-231			
2	25244	Hummingbird Ln	0	0	0
3	533	Farmington Ln	0	0	0
4	9400	Old Pike Rd	0	0	0
Totals	35177		0	0	0

Congestion Management Plan Update

Montgomery MPO

Study Name : **Old Carter Hill Rd OP NB Study**
 Study Date : **12/10/2013**
 Page No. : **8**

Detailed Statistics By Run

Time <= 30 MPH by Section

Old Carter Hill Rd OP-NB-001 t
 Old Carter Hill Rd OP-NB-002 t
 Old Carter Hill Rd OP-NB-003 t

Node #	Length	Node Name	Run #1	Run #2	Run #3
1	0	US-231			
2	25244	Hummingbird Ln	17	13	11
3	533	Farmington Ln	0	0	0
4	9400	Old Pike Rd	0	0	0
Totals	35177		17	13	11

Congestion Management Plan Update

Montgomery MPO

Study Name : **Old Carter Hill Rd OP NB Study**
Study Date : **12/10/2013**
Page No. : **9**

Detailed Statistics By Run

Time <= 45 MPH by Section

Old Carter Hill Rd OP-NB-001 t
Old Carter Hill Rd OP-NB-002 t
Old Carter Hill Rd OP-NB-003 t

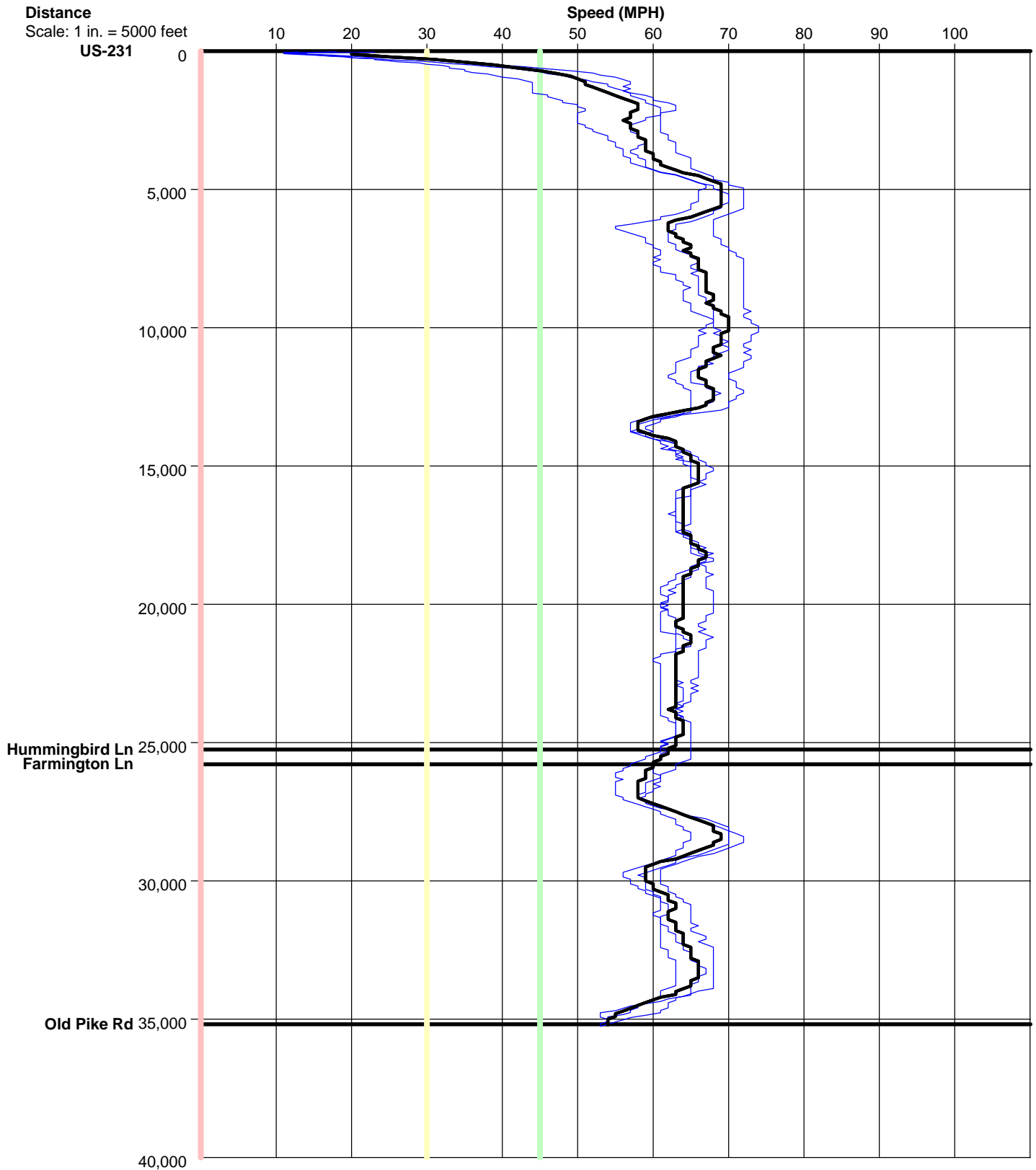
Node #	Length	Node Name	Run #1	Run #2	Run #3
1	0	US-231			
2	25244	Hummingbird Ln	35	20	16
3	533	Farmington Ln	0	0	0
4	9400	Old Pike Rd	0	0	0
Totals	35177		35	20	16

Congestion Management Plan Update

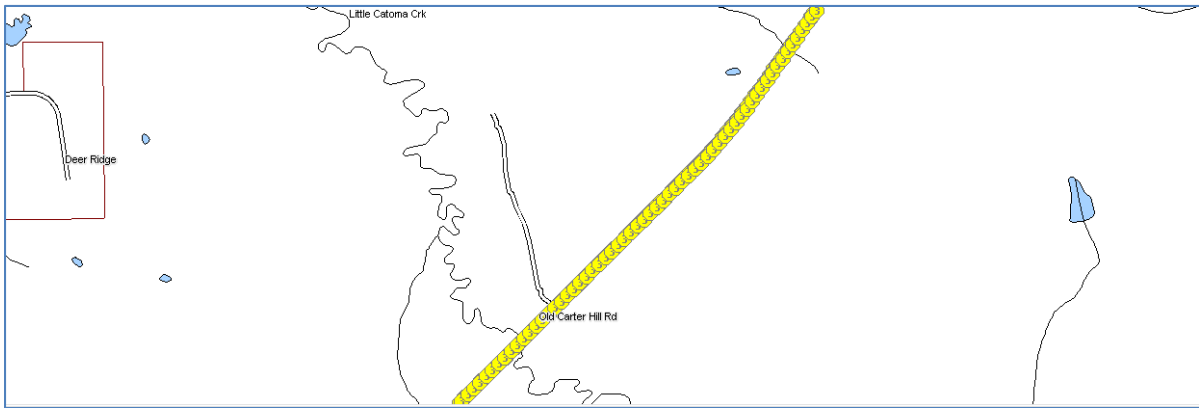
Montgomery MPO

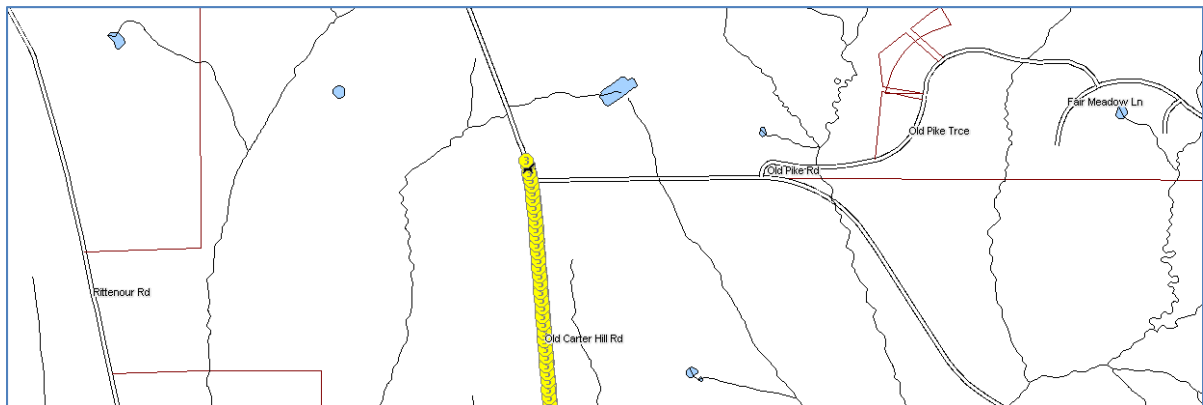
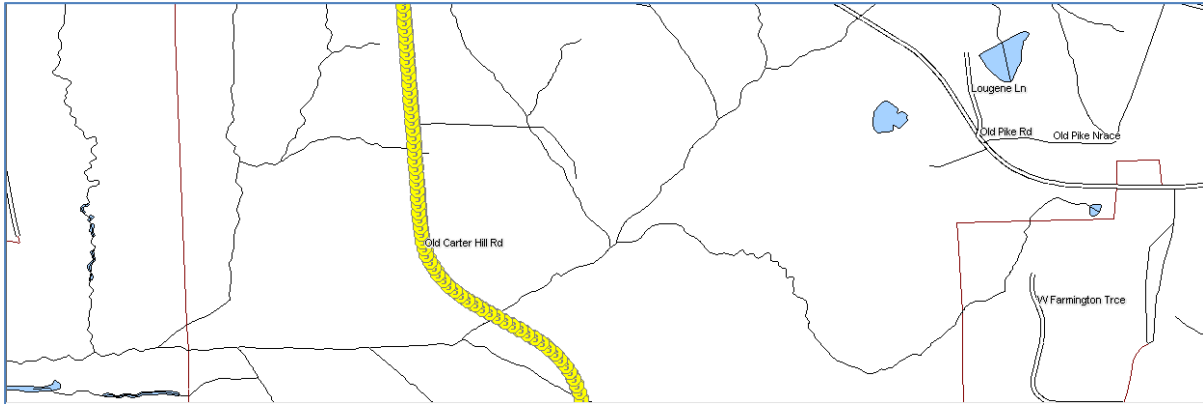
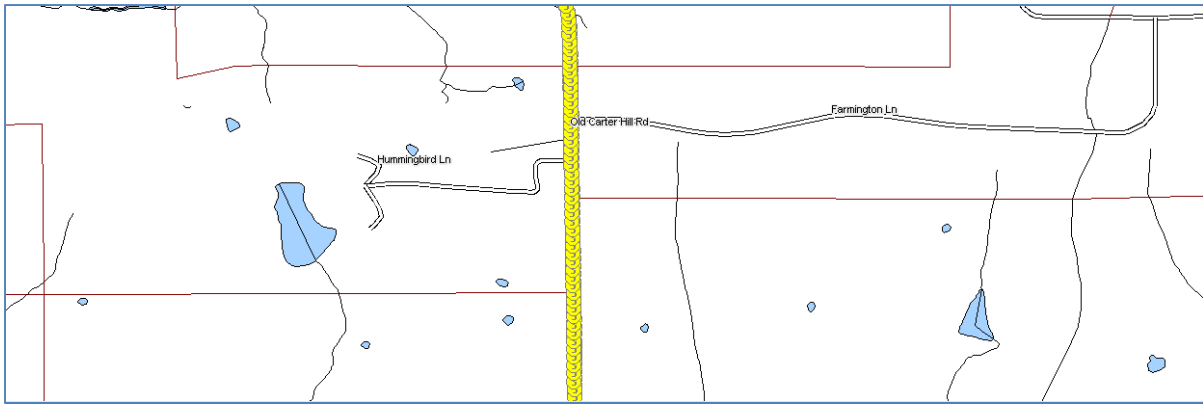
Study Name : Old Carter Hill Rd OP NB Study
Study Date : 12/10/2013
Page No. : 10

Speed/Distance Profiles of All Runs



Old Carter Hill Rd OP NB





Color Code Speeds

Speed 1	0	To	30
Speed 2	30	To	45
Speed 3	45	To	99