

Congestion Management Plan Update
Montgomery MPO

PC-Travel Reports for study: N US-231 PM SB Study

<u>Report Name</u>	<u>Page</u>
Study Summary	2
Overall Output Statistics	3
Detailed Statistics By Run - Travel Times	4
Detailed Statistics By Run - Average Speed	5
Detailed Statistics By Run - Total Delay	6
Detailed Statistics By Run - Time <= 0 MPH	7
Detailed Statistics By Run - Time <= 40 MPH	8
Detailed Statistics By Run - Time <= 55 MPH	9
Speed/Distance Profiles of All Runs	10

Congestion Management Plan Update

Montgomery MPO

Study Name : **N US-231 PM SB Study**
 Study Date : **12/11/2013**
 Page No. : **2**

Study Summary

Runs Used in This Study

Run Title	Start Date	Start Time	Length	Before/ After	Run Type
N US-231 PM-SB-001 t	12/11/13	16:08	24001	Before	Secondary
N US-231 PM-SB-002 t	12/11/13	16:24	23857	Before	Secondary
N US-231 PM-SB-003 t	12/11/13	16:37	23922	Before	Secondary

Notes:

Node Info

#	Len	Name
1	0	Jasmine Hill Rd
2	3960	Redland Rd
3	4695	Old Wetumpka Hwy
4	4558	Unnamed Rd
5	1740	Blue Ridge Dr
6	2384	Motley Dr
7	2224	Brooks Rd
8	1019	Sanders Ln
9	1872	Charles St / Todd Rd
10	1225	Northern Blvd Ramps
11	386	Northern Blvd

Length of Study Route = 24,063 feet

Congestion Management Plan Update

Montgomery MPO

Study Name : **N US-231 PM SB Study**
 Study Date : **12/11/2013**
 Page No. : **3**

Overall Output Statistics

Node #	Length	Node	Travel Time	# of Stops	Avg Speed	Total Delay	Time <= 0 MPH	Time <= 40 MPH	Time <= 55 MPH
1	0	Jasmine Hill Rd							
2	3960	Redland Rd	66.7	0.7	40.5	18.0	2.7	23.3	40.3
3	4695	Old Wetumpka Hwy	59.0	0.3	54.3	5.0	1.3	11.0	17.7
4	4558	Unnamed Rd	52.3	0.0	59.4	1.0	0.0	2.0	6.0
5	1740	Blue Ridge Dr	19.3	0.0	61.4	0.0	0.0	0.0	0.0
6	2384	Motley Dr	26.7	0.0	61.0	0.0	0.0	0.0	0.0
7	2224	Brooks Rd	30.3	0.3	50.0	5.7	1.3	7.3	10.0
8	1019	Sanders Ln	12.3	0.0	56.3	0.7	0.0	2.0	4.3
9	1872	Charles St / Todd Rd	22.0	0.0	58.0	0.7	0.0	2.7	8.0
10	1225	Northern Blvd Ramps	14.3	0.0	58.3	0.0	0.0	0.0	8.0
11	386	Northern Blvd	4.3	0.0	60.7	0.3	0.0	1.0	2.7
Total	24,063		307.3	1.3	53.4	31.3	5.3	49.3	97.0

Stats based on 3 BEFORE runs.
 Stops based on a Stop Speed of 5 MPH.

Congestion Management Plan Update

Montgomery MPO

Study Name : **N US-231 PM SB Study**
 Study Date : **12/11/2013**
 Page No. : **4**

Detailed Statistics By Run

Travel Time (sec) by Section

N US-231 PM-SB-001 t
 N US-231 PM-SB-002 t
 N US-231 PM-SB-003 t

Node #	Length	Node Name	Run #1	Run #2	Run #3
1	0	Jasmine Hill Rd			
2	3960	Redland Rd	47	81	72
3	4695	Old Wetumpka Hwy	73	51	53
4	4558	Unnamed Rd	60	50	47
5	1740	Blue Ridge Dr	20	19	19
6	2384	Motley Dr	28	26	26
7	2224	Brooks Rd	45	23	23
8	1019	Sanders Ln	17	10	10
9	1872	Charles St / Todd Rd	28	19	19
10	1225	Northern Blvd Ramps	16	12	15
11	386	Northern Blvd	5	3	5
Totals	24063		339	294	289

Congestion Management Plan Update

Montgomery MPO

Study Name : **N US-231 PM SB Study**
 Study Date : **12/11/2013**
 Page No. : **5**

Detailed Statistics By Run

Average Speed (MPH) by Section

N US-231 PM-SB-001 t
 N US-231 PM-SB-002 t
 N US-231 PM-SB-003 t

Node #	Length	Node Name	Run #1	Run #2	Run #3
1	0	Jasmine Hill Rd			
2	3960	Redland Rd	57.5	33.7	37.7
3	4695	Old Wetumpka Hwy	44.0	63.0	61.6
4	4558	Unnamed Rd	52.7	61.7	64.9
5	1740	Blue Ridge Dr	57.0	62.2	63.2
6	2384	Motley Dr	59.2	64.5	63.7
7	2224	Brooks Rd	33.1	64.7	66.3
8	1019	Sanders Ln	43.6	68.8	67.9
9	1872	Charles St / Todd Rd	45.0	68.6	66.8
10	1225	Northern Blvd Ramps	51.3	65.9	53.8
11	386	Northern Blvd	49.8	58.5	39.0
Totals	24063		48.5	55.5	56.7

Congestion Management Plan Update

Montgomery MPO

Study Name : **N US-231 PM SB Study**
 Study Date : **12/11/2013**
 Page No. : **6**

Detailed Statistics By Run

Total Delay (sec) by Section

N US-231 PM-SB-001 t
 N US-231 PM-SB-002 t
 N US-231 PM-SB-003 t

Node #	Length	Node Name	Run #1	Run #2	Run #3
1	0	Jasmine Hill Rd			
2	3960	Redland Rd	0	31	23
3	4695	Old Wetumpka Hwy	15	0	0
4	4558	Unnamed Rd	3	0	0
5	1740	Blue Ridge Dr	0	0	0
6	2384	Motley Dr	0	0	0
7	2224	Brooks Rd	17	0	0
8	1019	Sanders Ln	2	0	0
9	1872	Charles St / Todd Rd	2	0	0
10	1225	Northern Blvd Ramps	0	0	0
11	386	Northern Blvd	0	0	1
Totals	24063		39	31	24

Congestion Management Plan Update

Montgomery MPO

Study Name : **N US-231 PM SB Study**
 Study Date : **12/11/2013**
 Page No. : **7**

Detailed Statistics By Run

Time <= 0 MPH by Section

N US-231 PM-SB-001 t
 N US-231 PM-SB-002 t
 N US-231 PM-SB-003 t

Node #	Length	Node Name	Run #1	Run #2	Run #3
1	0	Jasmine Hill Rd			
2	3960	Redland Rd	0	6	2
3	4695	Old Wetumpka Hwy	4	0	0
4	4558	Unnamed Rd	0	0	0
5	1740	Blue Ridge Dr	0	0	0
6	2384	Motley Dr	0	0	0
7	2224	Brooks Rd	4	0	0
8	1019	Sanders Ln	0	0	0
9	1872	Charles St / Todd Rd	0	0	0
10	1225	Northern Blvd Ramps	0	0	0
11	386	Northern Blvd	0	0	0
Totals	24063		8	6	2

Congestion Management Plan Update

Montgomery MPO

Study Name : **N US-231 PM SB Study**
 Study Date : **12/11/2013**
 Page No. : **8**

Detailed Statistics By Run

Time <= 40 MPH by Section

N US-231 PM-SB-001 t
 N US-231 PM-SB-002 t
 N US-231 PM-SB-003 t

Node #	Length	Node Name	Run #1	Run #2	Run #3
1	0	Jasmine Hill Rd			
2	3960	Redland Rd	0	43	27
3	4695	Old Wetumpka Hwy	27	1	5
4	4558	Unnamed Rd	6	0	0
5	1740	Blue Ridge Dr	0	0	0
6	2384	Motley Dr	0	0	0
7	2224	Brooks Rd	22	0	0
8	1019	Sanders Ln	6	0	0
9	1872	Charles St / Todd Rd	8	0	0
10	1225	Northern Blvd Ramps	0	0	0
11	386	Northern Blvd	0	0	3
Totals	24063		69	44	35

Congestion Management Plan Update

Montgomery MPO

Study Name : **N US-231 PM SB Study**
 Study Date : **12/11/2013**
 Page No. : **9**

Detailed Statistics By Run

Time <= 55 MPH by Section

N US-231 PM-SB-001 t
 N US-231 PM-SB-002 t
 N US-231 PM-SB-003 t

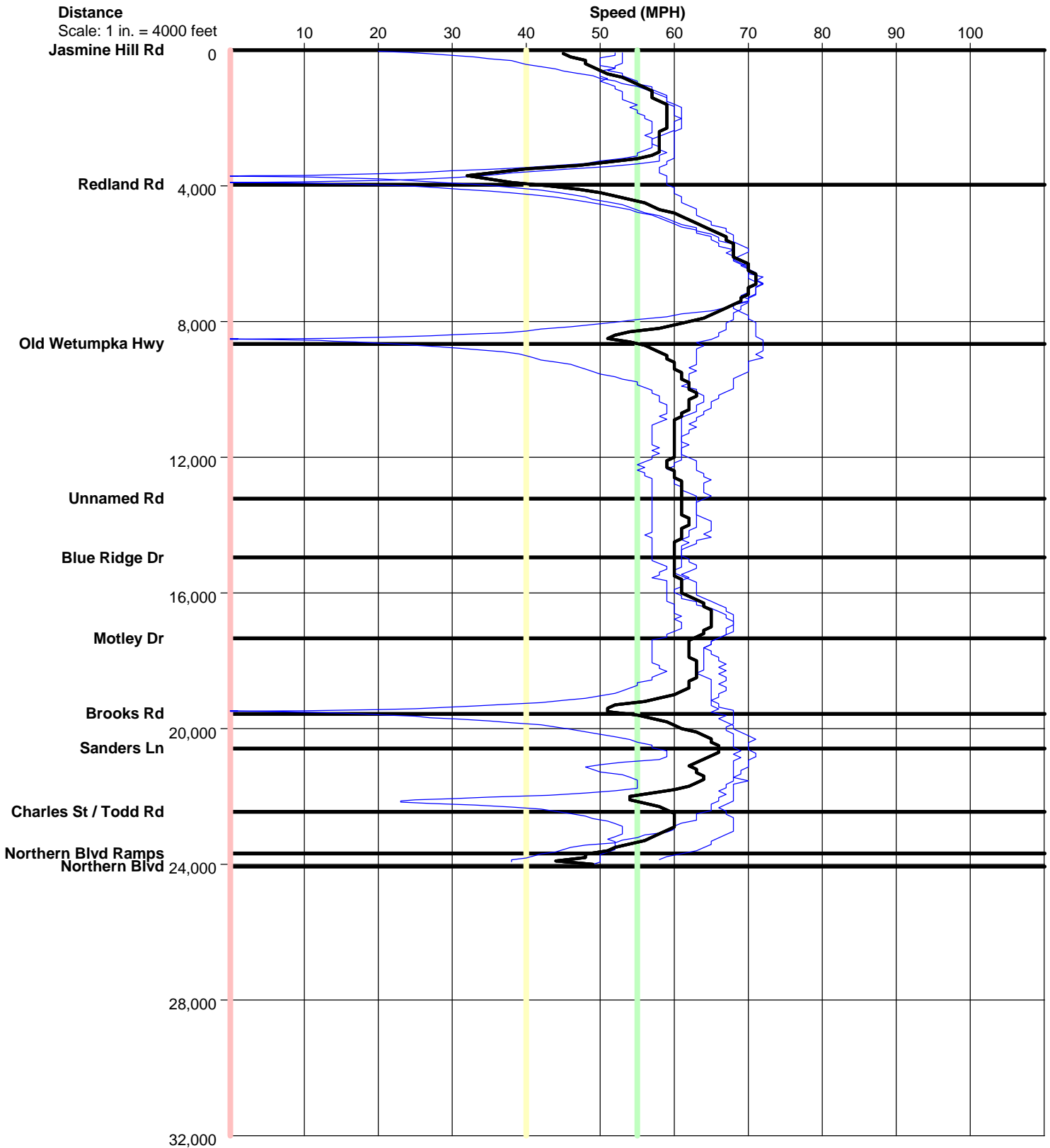
Node #	Length	Node Name	Run #1	Run #2	Run #3
1	0	Jasmine Hill Rd			
2	3960	Redland Rd	12	57	52
3	4695	Old Wetumpka Hwy	32	9	12
4	4558	Unnamed Rd	18	0	0
5	1740	Blue Ridge Dr	0	0	0
6	2384	Motley Dr	0	0	0
7	2224	Brooks Rd	30	0	0
8	1019	Sanders Ln	13	0	0
9	1872	Charles St / Todd Rd	24	0	0
10	1225	Northern Blvd Ramps	16	0	8
11	386	Northern Blvd	4	0	4
Totals	24063		149	66	76

Congestion Management Plan Update

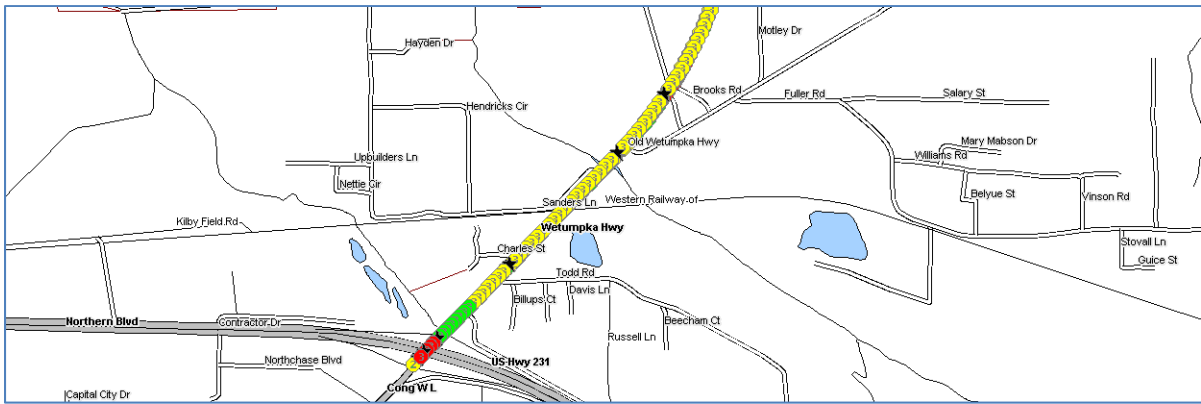
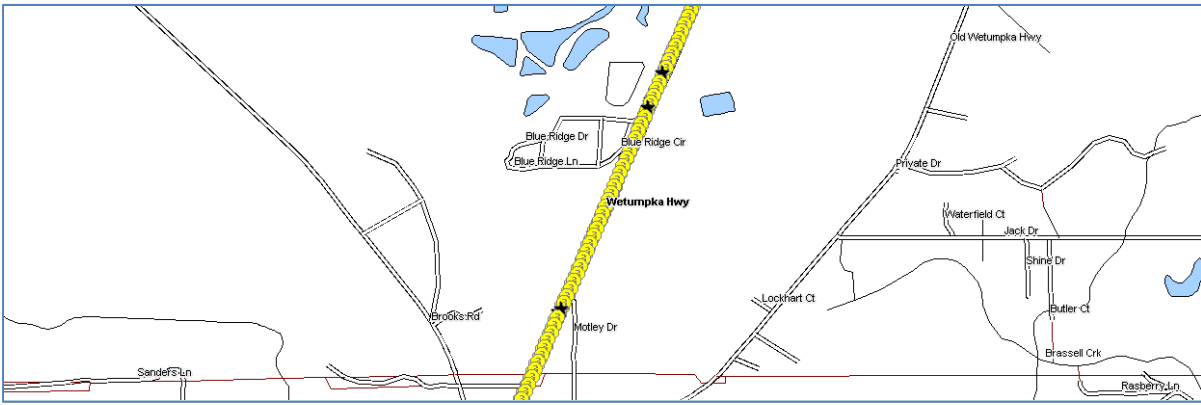
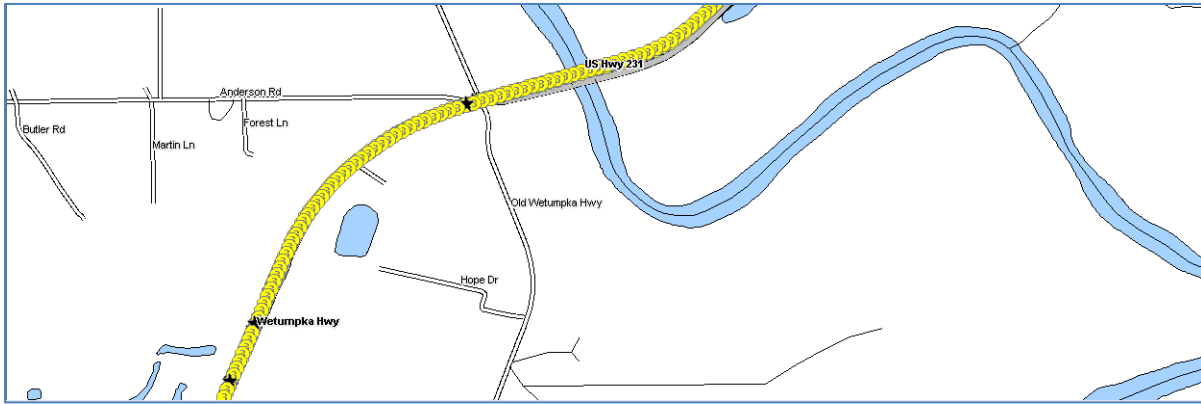
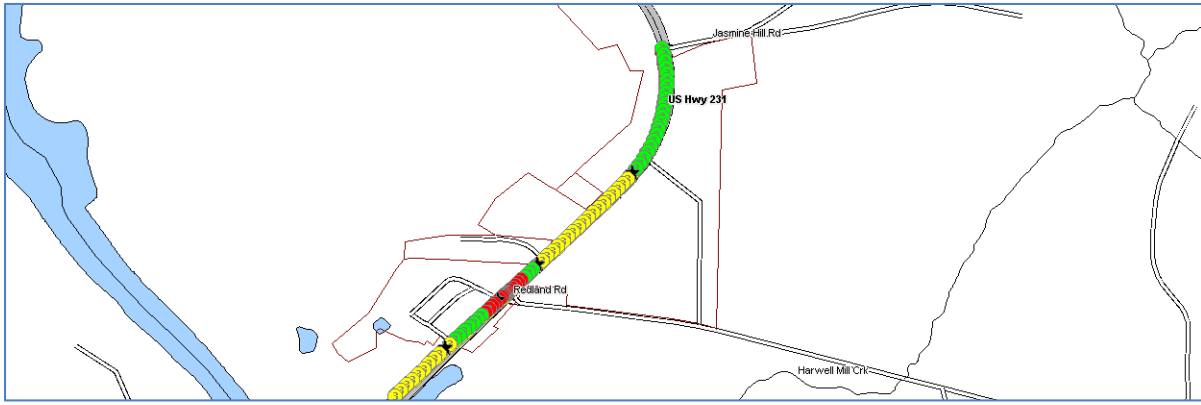
Montgomery MPO

Study Name : N US-231 PM SB Study
Study Date : 12/11/2013
Page No. : 10

Speed/Distance Profiles of All Runs



N US-231 PM SB



Color Code Speeds

Speed 1	0	To	40
Speed 2	40	To	55
Speed 3	55	To	99