

Congestion Management Plan Update
Montgomery MPO

PC-Travel Reports for study: N US-231 OP SB Study

<u>Report Name</u>	<u>Page</u>
Study Summary	2
Overall Output Statistics	3
Detailed Statistics By Run - Travel Times	4
Detailed Statistics By Run - Average Speed	5
Detailed Statistics By Run - Total Delay	6
Detailed Statistics By Run - Time <= 0 MPH	7
Detailed Statistics By Run - Time <= 40 MPH	8
Detailed Statistics By Run - Time <= 55 MPH	9
Speed/Distance Profiles of All Runs	10

Congestion Management Plan Update

Montgomery MPO

Study Name : **N US-231 OP SB Study**
 Study Date : **11/21/2013**
 Page No. : **2**

Study Summary

Runs Used in This Study

Run Title	Start Date	Start Time	Length	Before/ After	Run Type
N US-231 OP-SB-001 t	11/21/13	13:00	23911	Before	Secondary
N US-231 OP-SB-002 t	11/21/13	13:21	24063	Before	Secondary
N US-231 OP-SB-003 t	11/21/13	13:38	23902	Before	Secondary

Notes:

Node Info

#	Len	Name
1	0	Jasmine Hill Rd
2	3960	Redland Rd
3	4695	Old Wetumpka Hwy
4	4558	Unnamed Rd
5	1740	Blue Ridge Dr
6	2384	Motley Dr
7	2224	Brooks Rd
8	1019	Sanders Ln
9	1872	Charles St / Todd Rd
10	1225	Northern Blvd Ramps
11	386	Northern Blvd

Length of Study Route = 24,063 feet

Congestion Management Plan Update

Montgomery MPO

Study Name : **N US-231 OP SB Study**
 Study Date : **11/21/2013**
 Page No. : **3**

Overall Output Statistics

Node #	Length	Node	Travel Time	# of Stops	Avg Speed	Total Delay	Time <= 0 MPH	Time <= 40 MPH	Time <= 55 MPH
1	0	Jasmine Hill Rd							
2	3960	Redland Rd	48.3	0.0	55.9	1.3	0.0	3.0	9.7
3	4695	Old Wetumpka Hwy	61.7	0.3	51.9	6.0	2.3	11.0	17.3
4	4558	Unnamed Rd	56.0	0.0	55.5	0.7	0.0	4.3	17.3
5	1740	Blue Ridge Dr	20.7	0.0	57.4	0.0	0.0	0.0	2.7
6	2384	Motley Dr	28.7	0.0	56.7	0.0	0.0	0.0	3.3
7	2224	Brooks Rd	26.7	0.0	56.9	0.0	0.0	0.0	8.7
8	1019	Sanders Ln	11.7	0.0	59.6	0.0	0.0	0.0	0.7
9	1872	Charles St / Todd Rd	22.0	0.0	58.0	0.0	0.0	0.0	2.0
10	1225	Northern Blvd Ramps	20.3	0.3	41.1	4.7	0.7	8.7	14.3
11	386	Northern Blvd	6.7	0.0	39.5	2.3	0.0	5.0	6.0
Total	24,063		302.7	0.7	54.2	15.0	3.0	32.0	82.0

Stats based on 3 BEFORE runs.
 Stops based on a Stop Speed of 5 MPH.

Congestion Management Plan Update

Montgomery MPO

Study Name : **N US-231 OP SB Study**
 Study Date : **11/21/2013**
 Page No. : **4**

Detailed Statistics By Run

Travel Time (sec) by Section

N US-231 OP-SB-001 t
 N US-231 OP-SB-002 t
 N US-231 OP-SB-003 t

Node #	Length	Node Name	Run #1	Run #2	Run #3
1	0	Jasmine Hill Rd			
2	3960	Redland Rd	45	46	54
3	4695	Old Wetumpka Hwy	77	51	57
4	4558	Unnamed Rd	59	52	57
5	1740	Blue Ridge Dr	20	21	21
6	2384	Motley Dr	27	29	30
7	2224	Brooks Rd	25	27	28
8	1019	Sanders Ln	11	12	12
9	1872	Charles St / Todd Rd	21	22	23
10	1225	Northern Blvd Ramps	13	28	20
11	386	Northern Blvd	4	11	5
Totals	24063		302	299	307

Congestion Management Plan Update

Montgomery MPO

Study Name : **N US-231 OP SB Study**
 Study Date : **11/21/2013**
 Page No. : **5**

Detailed Statistics By Run

Average Speed (MPH) by Section

N US-231 OP-SB-001 t
N US-231 OP-SB-002 t
N US-231 OP-SB-003 t

Node #	Length	Node Name	Run #1	Run #2	Run #3
1	0	Jasmine Hill Rd			
2	3960	Redland Rd	60.2	58.8	50.4
3	4695	Old Wetumpka Hwy	41.8	62.8	56.4
4	4558	Unnamed Rd	52.5	59.7	54.5
5	1740	Blue Ridge Dr	60.2	56.7	54.7
6	2384	Motley Dr	60.1	56.2	55.5
7	2224	Brooks Rd	60.3	56.4	53.4
8	1019	Sanders Ln	62.0	57.9	57.0
9	1872	Charles St / Todd Rd	63.2	58.0	57.0
10	1225	Northern Blvd Ramps	60.1	29.8	41.1
11	386	Northern Blvd	53.3	24.0	32.3
Totals	24063		54.2	54.9	53.3

Congestion Management Plan Update

Montgomery MPO

Study Name : **N US-231 OP SB Study**
 Study Date : **11/21/2013**
 Page No. : **6**

Detailed Statistics By Run

Total Delay (sec) by Section

N US-231 OP-SB-001 t
 N US-231 OP-SB-002 t
 N US-231 OP-SB-003 t

Node #	Length	Node Name	Run #1	Run #2	Run #3
1	0	Jasmine Hill Rd			
2	3960	Redland Rd	0	0	4
3	4695	Old Wetumpka Hwy	18	0	0
4	4558	Unnamed Rd	2	0	0
5	1740	Blue Ridge Dr	0	0	0
6	2384	Motley Dr	0	0	0
7	2224	Brooks Rd	0	0	0
8	1019	Sanders Ln	0	0	0
9	1872	Charles St / Todd Rd	0	0	0
10	1225	Northern Blvd Ramps	0	11	3
11	386	Northern Blvd	0	6	1
Totals	24063		20	17	8

Congestion Management Plan Update

Montgomery MPO

Study Name : **N US-231 OP SB Study**
 Study Date : **11/21/2013**
 Page No. : **7**

Detailed Statistics By Run

Time <= 0 MPH by Section

N US-231 OP-SB-001 t
 N US-231 OP-SB-002 t
 N US-231 OP-SB-003 t

Node #	Length	Node Name	Run #1	Run #2	Run #3
1	0	Jasmine Hill Rd			
2	3960	Redland Rd	0	0	0
3	4695	Old Wetumpka Hwy	7	0	0
4	4558	Unnamed Rd	0	0	0
5	1740	Blue Ridge Dr	0	0	0
6	2384	Motley Dr	0	0	0
7	2224	Brooks Rd	0	0	0
8	1019	Sanders Ln	0	0	0
9	1872	Charles St / Todd Rd	0	0	0
10	1225	Northern Blvd Ramps	0	2	0
11	386	Northern Blvd	0	0	0
Totals	24063		7	2	0

Congestion Management Plan Update

Montgomery MPO

Study Name : **N US-231 OP SB Study**
 Study Date : **11/21/2013**
 Page No. : **8**

Detailed Statistics By Run

Time <= 40 MPH by Section

N US-231 OP-SB-001 t
 N US-231 OP-SB-002 t
 N US-231 OP-SB-003 t

Node #	Length	Node Name	Run #1	Run #2	Run #3
1	0	Jasmine Hill Rd			
2	3960	Redland Rd	0	0	9
3	4695	Old Wetumpka Hwy	33	0	0
4	4558	Unnamed Rd	13	0	0
5	1740	Blue Ridge Dr	0	0	0
6	2384	Motley Dr	0	0	0
7	2224	Brooks Rd	0	0	0
8	1019	Sanders Ln	0	0	0
9	1872	Charles St / Todd Rd	0	0	0
10	1225	Northern Blvd Ramps	0	16	10
11	386	Northern Blvd	0	11	4
Totals	24063		46	27	23

Congestion Management Plan Update

Montgomery MPO

Study Name : **N US-231 OP SB Study**
 Study Date : **11/21/2013**
 Page No. : **9**

Detailed Statistics By Run

Time <= 55 MPH by Section

N US-231 OP-SB-001 t
 N US-231 OP-SB-002 t
 N US-231 OP-SB-003 t

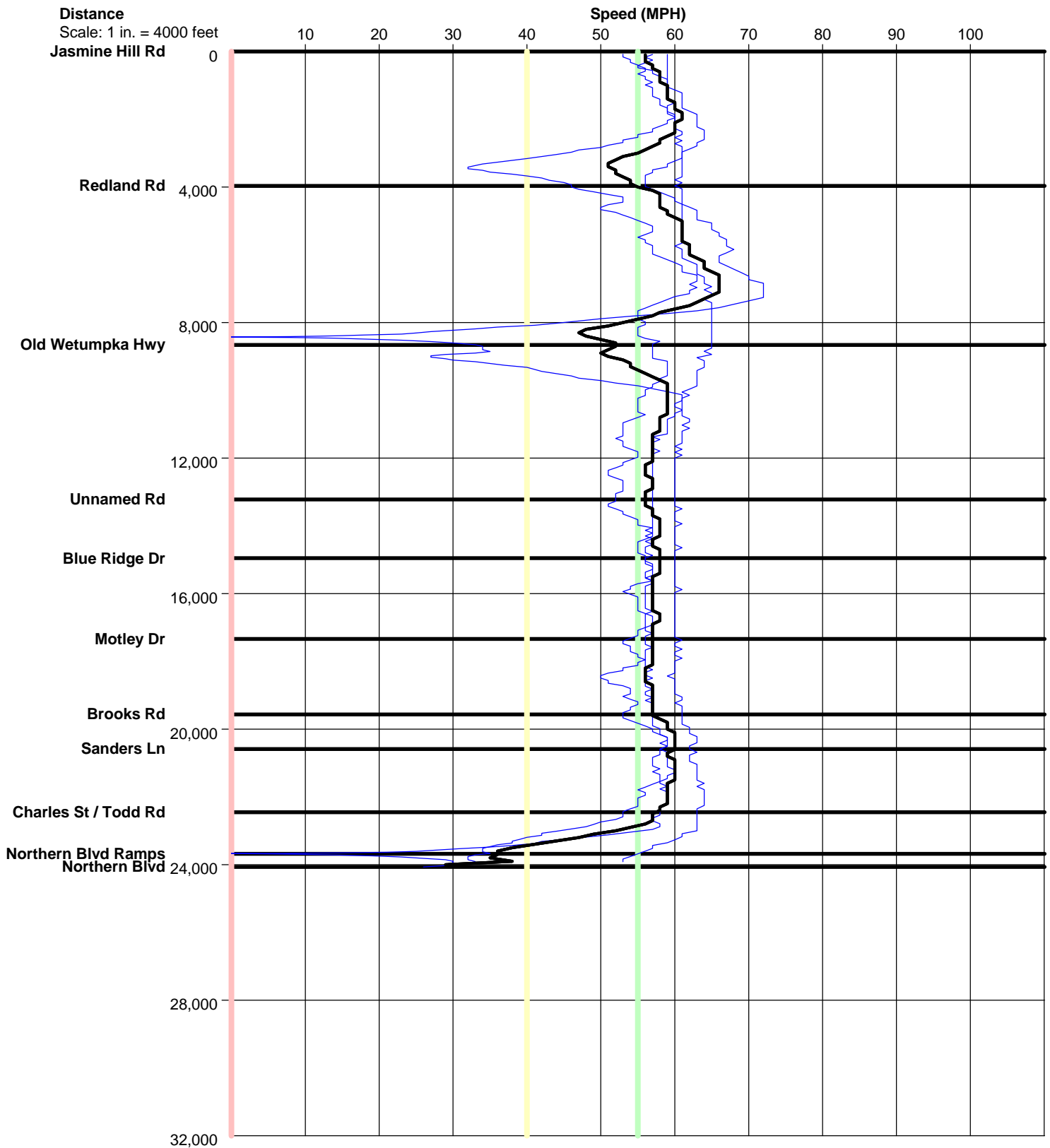
Node #	Length	Node Name	Run #1	Run #2	Run #3
1	0	Jasmine Hill Rd			
2	3960	Redland Rd	0	0	29
3	4695	Old Wetumpka Hwy	38	0	14
4	4558	Unnamed Rd	20	0	32
5	1740	Blue Ridge Dr	0	0	8
6	2384	Motley Dr	0	0	10
7	2224	Brooks Rd	0	0	26
8	1019	Sanders Ln	0	0	2
9	1872	Charles St / Todd Rd	0	0	6
10	1225	Northern Blvd Ramps	1	22	20
11	386	Northern Blvd	3	11	4
Totals	24063		62	33	151

Congestion Management Plan Update

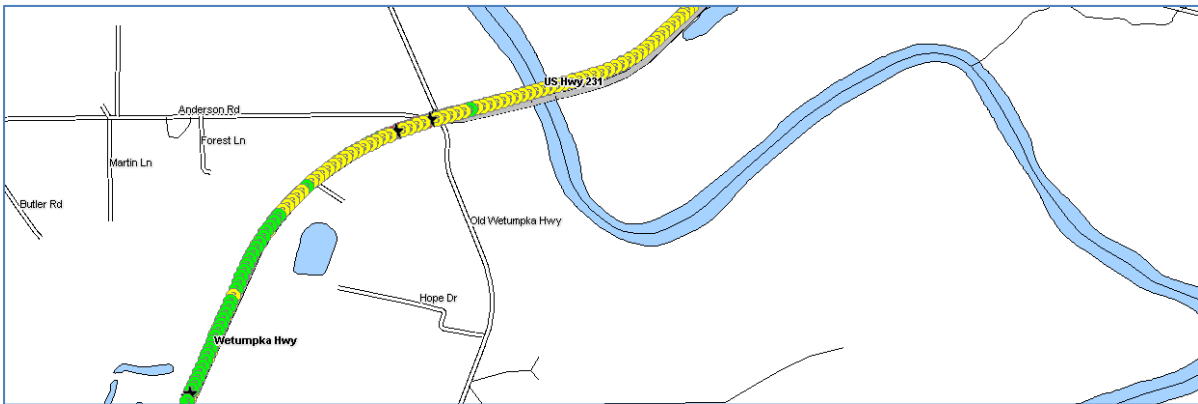
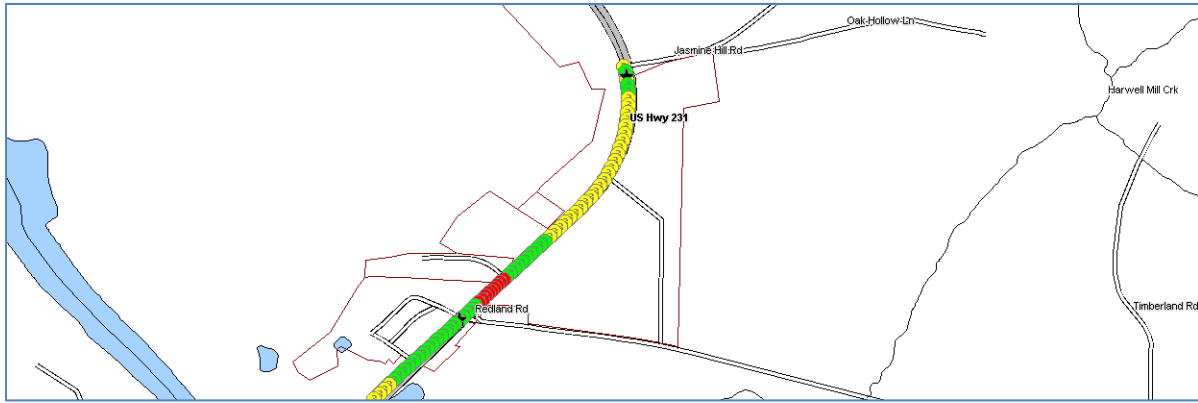
Montgomery MPO

Study Name : N US-231 OP SB Study
Study Date : 11/21/2013
Page No. : 10

Speed/Distance Profiles of All Runs



N US-231 OP SB



Color Code Speeds

Speed 1	0	To	40
Speed 2	40	To	55
Speed 3	55	To	99