

Congestion Management Plan Update
Montgomery MPO

PC-Travel Reports for study: N US-231 AM SB Study

<u>Report Name</u>	<u>Page</u>
Study Summary	2
Overall Output Statistics	3
Detailed Statistics By Run - Travel Times	4
Detailed Statistics By Run - Average Speed	5
Detailed Statistics By Run - Total Delay	6
Detailed Statistics By Run - Time <= 0 MPH	7
Detailed Statistics By Run - Time <= 40 MPH	8
Detailed Statistics By Run - Time <= 55 MPH	9
Speed/Distance Profiles of All Runs	10

Congestion Management Plan Update

Montgomery MPO

Study Name : **N US-231 AM SB Study**
 Study Date : **12/18/2013**
 Page No. : **2**

Study Summary

Runs Used in This Study

Run Title	Start Date	Start Time	Length	Before/ After	Run Type
N US-231 AM-SB-001 t	12/18/13	07:59	23850	Before	Secondary
N US-231 AM-SB-002 t	12/18/13	08:18	23958	Before	Secondary
N US-231 AM-SB-003 t	12/18/13	08:33	23912	Before	Secondary

Notes:

Node Info

#	Len	Name
1	0	Jasmine Hill Rd
2	3960	Redland Rd
3	4695	Old Wetumpka Hwy
4	4558	Unnamed Rd
5	1740	Blue Ridge Dr
6	2384	Motley Dr
7	2224	Brooks Rd
8	1019	Sanders Ln
9	1872	Charles St / Todd Rd
10	1225	Northern Blvd Ramps
11	386	Northern Blvd

Length of Study Route = 24,063 feet

Congestion Management Plan Update

Montgomery MPO

Study Name : **N US-231 AM SB Study**
 Study Date : **12/18/2013**
 Page No. : **3**

Overall Output Statistics

Node #	Length	Node	Travel Time	# of Stops	Avg Speed	Total Delay	Time <= 0 MPH	Time <= 40 MPH	Time <= 55 MPH
1	0	Jasmine Hill Rd							
2	3960	Redland Rd	69.3	0.7	38.9	20.0	1.7	27.0	54.3
3	4695	Old Wetumpka Hwy	58.7	0.0	54.6	2.7	0.0	1.0	28.0
4	4558	Unnamed Rd	53.7	0.0	57.9	0.0	0.0	0.0	11.3
5	1740	Blue Ridge Dr	21.3	0.0	55.6	0.7	0.0	0.0	8.0
6	2384	Motley Dr	28.3	0.0	57.4	0.3	0.0	0.0	6.3
7	2224	Brooks Rd	33.7	0.3	45.0	6.0	1.0	8.3	20.3
8	1019	Sanders Ln	13.0	0.0	53.4	0.0	0.0	0.0	4.7
9	1872	Charles St / Todd Rd	22.3	0.0	57.2	0.0	0.0	0.0	7.7
10	1225	Northern Blvd Ramps	21.0	0.3	39.8	4.7	0.7	7.0	16.3
11	386	Northern Blvd	4.0	0.0	65.8	0.3	0.0	1.0	3.0
Total	24,063		325.3	1.3	50.4	34.7	3.3	44.3	160.0

Stats based on 3 BEFORE runs.
 Stops based on a Stop Speed of 5 MPH.

Congestion Management Plan Update

Montgomery MPO

Study Name : **N US-231 AM SB Study**
 Study Date : **12/18/2013**
 Page No. : **4**

Detailed Statistics By Run

Travel Time (sec) by Section

N US-231 AM-SB-001 t
 N US-231 AM-SB-002 t
 N US-231 AM-SB-003 t

Node #	Length	Node Name	Run #1	Run #2	Run #3
1	0	Jasmine Hill Rd			
2	3960	Redland Rd	77	49	82
3	4695	Old Wetumpka Hwy	65	51	60
4	4558	Unnamed Rd	52	53	56
5	1740	Blue Ridge Dr	19	21	24
6	2384	Motley Dr	27	27	31
7	2224	Brooks Rd	45	27	29
8	1019	Sanders Ln	14	12	13
9	1872	Charles St / Todd Rd	23	20	24
10	1225	Northern Blvd Ramps	30	15	18
11	386	Northern Blvd	4	4	4
Totals	24063		356	279	341

Congestion Management Plan Update

Montgomery MPO

Study Name : **N US-231 AM SB Study**
 Study Date : **12/18/2013**
 Page No. : **5**

Detailed Statistics By Run

Average Speed (MPH) by Section

N US-231 AM-SB-001 t
 N US-231 AM-SB-002 t
 N US-231 AM-SB-003 t

Node #	Length	Node Name	Run #1	Run #2	Run #3
1	0	Jasmine Hill Rd			
2	3960	Redland Rd	35.4	56.2	33.0
3	4695	Old Wetumpka Hwy	49.0	61.8	53.8
4	4558	Unnamed Rd	60.8	59.0	55.2
5	1740	Blue Ridge Dr	60.5	57.2	50.2
6	2384	Motley Dr	61.4	59.1	53.2
7	2224	Brooks Rd	33.2	57.6	50.8
8	1019	Sanders Ln	49.4	59.2	56.0
9	1872	Charles St / Todd Rd	56.5	61.7	52.0
10	1225	Northern Blvd Ramps	27.0	56.7	47.8
11	386	Northern Blvd	33.0	52.7	42.3
Totals	24063		45.8	58.8	48.0

Congestion Management Plan Update

Montgomery MPO

Study Name : **N US-231 AM SB Study**
 Study Date : **12/18/2013**
 Page No. : **6**

Detailed Statistics By Run

Total Delay (sec) by Section

N US-231 AM-SB-001 t
 N US-231 AM-SB-002 t
 N US-231 AM-SB-003 t

Node #	Length	Node Name	Run #1	Run #2	Run #3
1	0	Jasmine Hill Rd			
2	3960	Redland Rd	27	0	33
3	4695	Old Wetumpka Hwy	7	0	1
4	4558	Unnamed Rd	0	0	0
5	1740	Blue Ridge Dr	0	0	2
6	2384	Motley Dr	0	0	1
7	2224	Brooks Rd	17	0	1
8	1019	Sanders Ln	0	0	0
9	1872	Charles St / Todd Rd	0	0	0
10	1225	Northern Blvd Ramps	13	0	1
11	386	Northern Blvd	1	0	0
Totals	24063		65	0	39

Congestion Management Plan Update

Montgomery MPO

Study Name : **N US-231 AM SB Study**
 Study Date : **12/18/2013**
 Page No. : **7**

Detailed Statistics By Run

Time <= 0 MPH by Section

N US-231 AM-SB-001 t
 N US-231 AM-SB-002 t
 N US-231 AM-SB-003 t

Node #	Length	Node Name	Run #1	Run #2	Run #3
1	0	Jasmine Hill Rd			
2	3960	Redland Rd	0	0	5
3	4695	Old Wetumpka Hwy	0	0	0
4	4558	Unnamed Rd	0	0	0
5	1740	Blue Ridge Dr	0	0	0
6	2384	Motley Dr	0	0	0
7	2224	Brooks Rd	3	0	0
8	1019	Sanders Ln	0	0	0
9	1872	Charles St / Todd Rd	0	0	0
10	1225	Northern Blvd Ramps	2	0	0
11	386	Northern Blvd	0	0	0
Totals	24063		5	0	5

Congestion Management Plan Update

Montgomery MPO

Study Name : **N US-231 AM SB Study**
 Study Date : **12/18/2013**
 Page No. : **8**

Detailed Statistics By Run

Time <= 40 MPH by Section

N US-231 AM-SB-001 t
 N US-231 AM-SB-002 t
 N US-231 AM-SB-003 t

Node #	Length	Node Name	Run #1	Run #2	Run #3
1	0	Jasmine Hill Rd			
2	3960	Redland Rd	43	0	38
3	4695	Old Wetumpka Hwy	1	0	2
4	4558	Unnamed Rd	0	0	0
5	1740	Blue Ridge Dr	0	0	0
6	2384	Motley Dr	0	0	0
7	2224	Brooks Rd	25	0	0
8	1019	Sanders Ln	0	0	0
9	1872	Charles St / Todd Rd	0	0	0
10	1225	Northern Blvd Ramps	21	0	0
11	386	Northern Blvd	3	0	0
Totals	24063		93	0	40

Congestion Management Plan Update

Montgomery MPO

Study Name : **N US-231 AM SB Study**
 Study Date : **12/18/2013**
 Page No. : **9**

Detailed Statistics By Run

Time <= 55 MPH by Section

N US-231 AM-SB-001 t
 N US-231 AM-SB-002 t
 N US-231 AM-SB-003 t

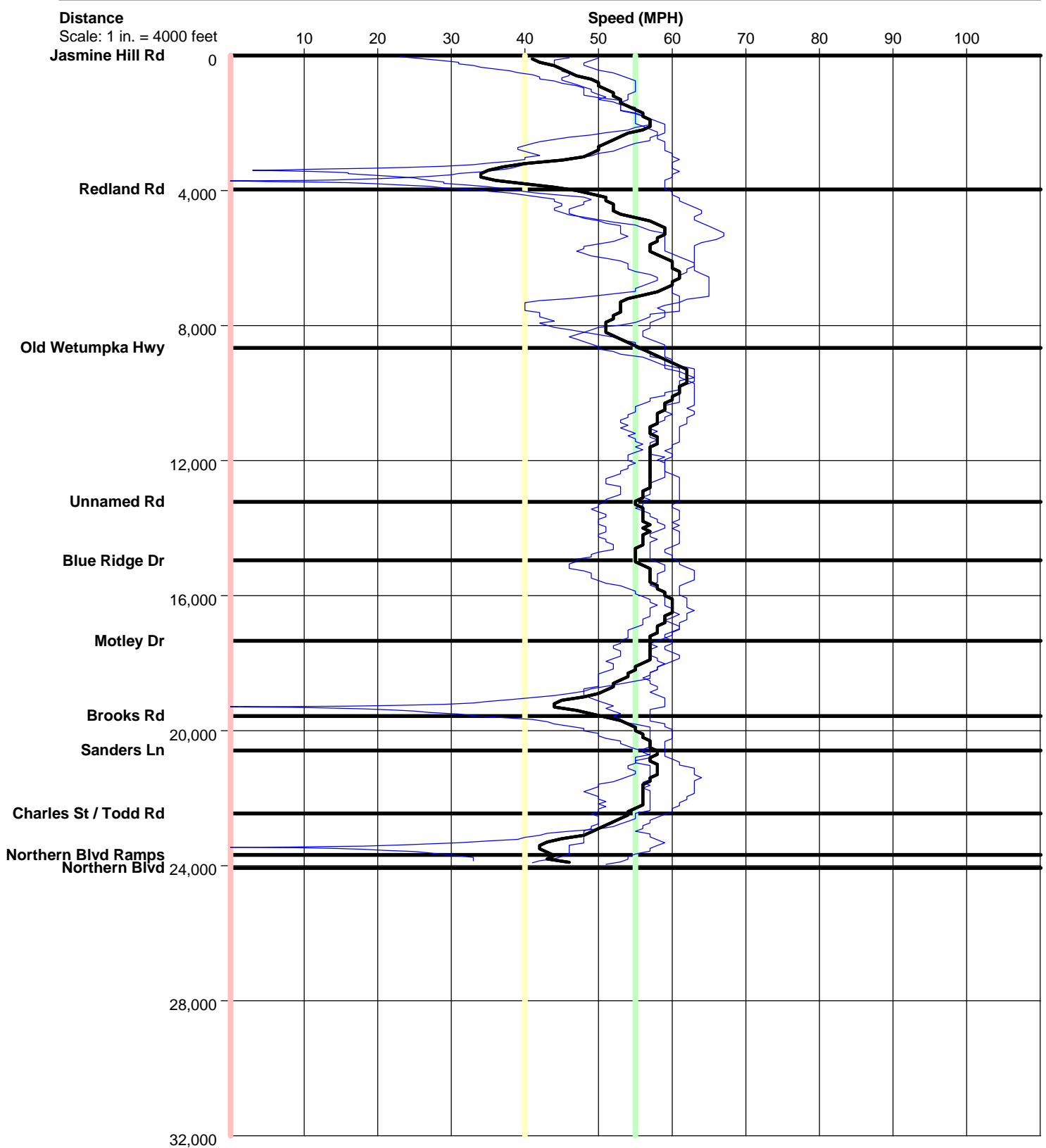
Node #	Length	Node Name	Run #1	Run #2	Run #3
1	0	Jasmine Hill Rd			
2	3960	Redland Rd	71	18	74
3	4695	Old Wetumpka Hwy	57	0	27
4	4558	Unnamed Rd	0	0	34
5	1740	Blue Ridge Dr	0	0	24
6	2384	Motley Dr	0	0	19
7	2224	Brooks Rd	32	0	29
8	1019	Sanders Ln	12	0	2
9	1872	Charles St / Todd Rd	1	0	22
10	1225	Northern Blvd Ramps	30	1	18
11	386	Northern Blvd	3	3	3
Totals	24063		206	22	252

Congestion Management Plan Update

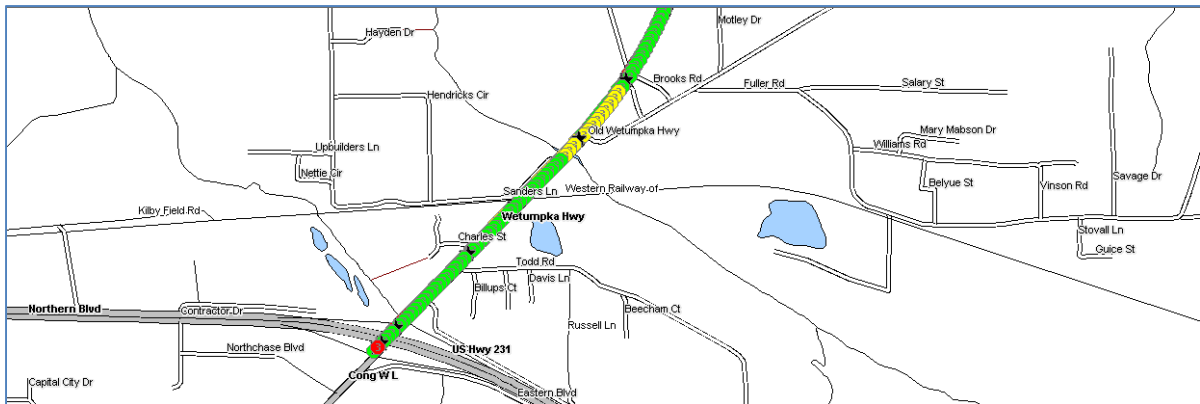
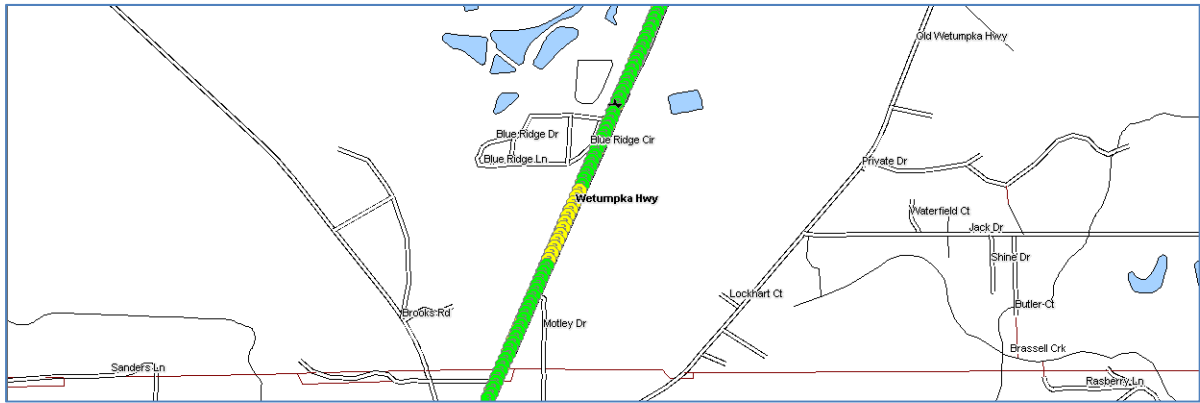
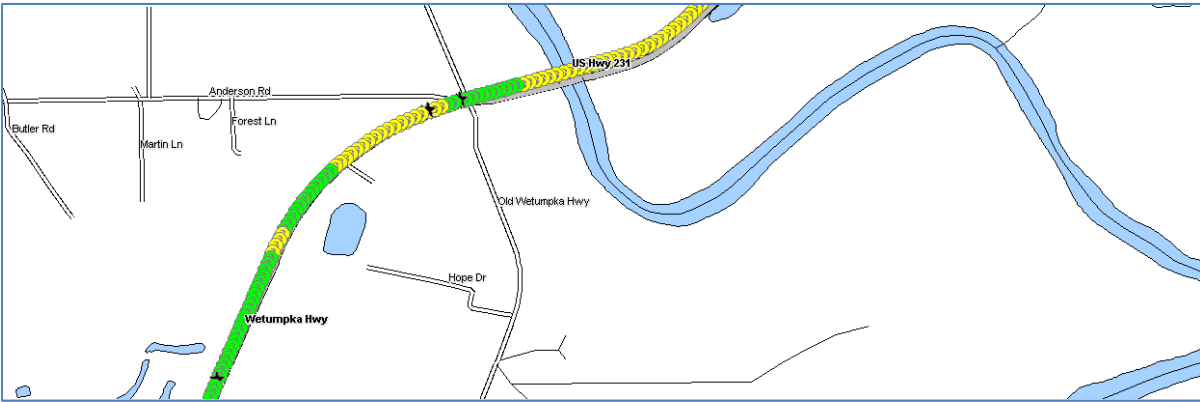
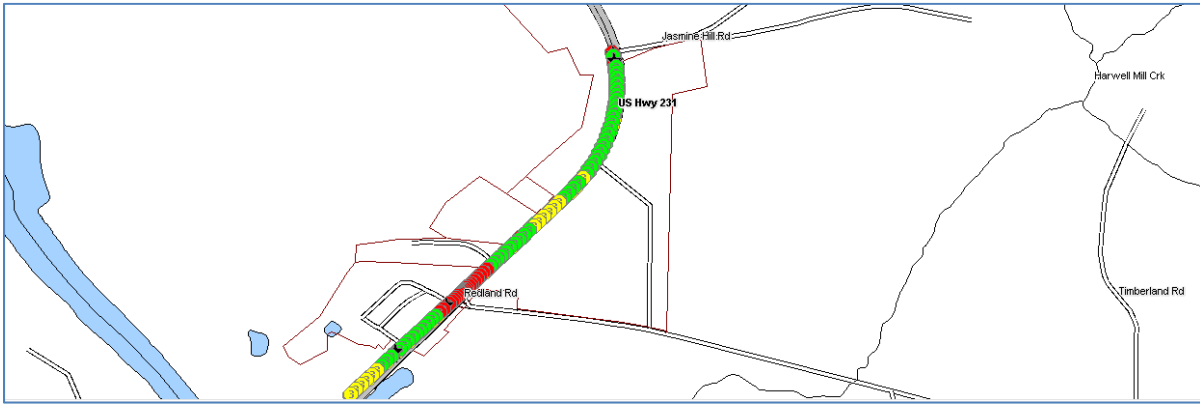
Montgomery MPO

Study Name : N US-231 AM SB Study
Study Date : 12/18/2013
Page No. : 10

Speed/Distance Profiles of All Runs



N US-231 AM SB



Color Code Speeds

■ Speed 1	0	To	40
■ Speed 2	40	To	55
■ Speed 3	55	To	99