

**Congestion Management Plan Update**  
Montgomery MPO

---

***PC-Travel Reports for study: N Perry Hill Rd OP NB Study***

<u>Report Name</u>	<u>Page</u>
Study Summary .....	2
Overall Output Statistics .....	3
Detailed Statistics By Run - Travel Times .....	4
Detailed Statistics By Run - Average Speed .....	5
Detailed Statistics By Run - Total Delay .....	6
Detailed Statistics By Run - Time <= 0 MPH .....	7
Detailed Statistics By Run - Time <= 20 MPH .....	8
Detailed Statistics By Run - Time <= 35 MPH .....	9
Speed/Distance Profiles of All Runs .....	10

# Congestion Management Plan Update Montgomery MPO

Study Name : **N Perry Hill Rd OP NB Study**  
 Study Date : **1/21/2014**  
 Page No. : **2**

## Study Summary

### *Runs Used in This Study*

Run Title	Start Date	Start Time	Length	Before/ After	Run Type
N Perry Hill Rd OP-NB-001 t	01/21/14	10:12	6318	Before	Secondary
N Perry Hill Rd OP-NB-002 t	01/21/14	10:23	6322	Before	Secondary
N Perry Hill Rd OP-NB-003 t	01/21/14	10:33	6231	Before	Secondary

### **Notes:**

### *Node Info*

#	Len	Name
1	0	Harrison Rd
2	363	Bienville Rd
3	418	Duquesne Dr
4	410	Marquette Dr
5	316	Sunset Dr
6	550	Vista Cir
7	355	Vista Cir
8	115	Haynes Ln
9	618	Hudson Ct
10	295	Perry Hill Ct
11	206	Samuel J Maraman St
12	169	Fairfield Dr
13	274	Robbins Rd
14	606	Medal of Honor
15	116	Unnamed Rd
16	374	Cardinal Ln
17	1137	Atlanta Hwy

Length of Study Route = 6,322 feet

# Congestion Management Plan Update

## Montgomery MPO

Study Name : N Perry Hill Rd OP NB Study

Study Date : 1/21/2014

Page No. : 3

### Overall Output Statistics

Node #	Length	Node	Travel Time	# of Stops	Avg Speed	Total Delay	Time <= 0 MPH	Time <= 20 MPH	Time <= 35 MPH
1	0	Harrison Rd							
2	363	Bienville Rd	8.3	0.0	29.7	1.3	0.0	1.0	4.7
3	418	Duquesne Dr	8.3	0.0	34.2	0.7	0.0	0.0	4.7
4	410	Marquette Dr	8.3	0.0	33.5	0.3	0.0	0.0	4.7
5	316	Sunset Dr	6.7	0.0	32.3	0.7	0.0	0.0	4.3
6	550	Vista Cir	10.0	0.0	37.5	0.0	0.0	0.0	2.3
7	355	Vista Cir	6.0	0.0	40.3	0.0	0.0	0.0	0.0
8	115	Haynes Ln	2.0	0.0	39.2	0.0	0.0	0.0	0.0
9	618	Hudson Ct	11.3	0.0	37.2	0.0	0.0	0.0	0.7
10	295	Perry Hill Ct	6.0	0.0	33.5	0.0	0.0	0.0	5.0
11	206	Samuel J Maraman St	4.7	0.0	30.1	0.3	0.0	0.0	4.0
12	169	Fairfield Dr	3.7	0.0	31.4	0.3	0.0	0.0	2.7
13	274	Robbins Rd	8.7	0.3	21.6	3.0	0.0	3.0	7.0
14	606	Medal of Honor Memorial Dr	16.0	0.0	25.8	4.0	0.0	0.7	15.0
15	116	Unnamed Rd	3.0	0.0	26.4	0.7	0.0	0.0	3.0
16	374	Cardinal Ln	8.3	0.0	30.6	1.0	0.0	0.0	8.3
17	1137	Atlanta Hwy	84.0	1.0	9.2	62.0	20.7	66.3	81.0
<b>Total</b>	<b>6,322</b>		<b>195.3</b>	<b>1.3</b>	<b>22.1</b>	<b>74.3</b>	<b>20.7</b>	<b>71.0</b>	<b>147.3</b>

Stats based on 3 BEFORE runs.

Stops based on a Stop Speed of 5 MPH.

Total Delay based on a Normal Speed of 35 MPH.

# Congestion Management Plan Update

## Montgomery MPO

Study Name : **N Perry Hill Rd OP NB Study**  
 Study Date : **1/21/2014**  
 Page No. : **4**

### Detailed Statistics By Run

#### Travel Time (sec) by Section

*N Perry Hill Rd OP-NB-001 t*  
*N Perry Hill Rd OP-NB-002 t*  
*N Perry Hill Rd OP-NB-003 t*

Node #	Length	Node Name	Run #1	Run #2	Run #3
1	0	Harrison Rd			
2	363	Bienville Rd	7	7	11
3	418	Duquesne Dr	7	8	10
4	410	Marquette Dr	7	8	10
5	316	Sunset Dr	6	6	8
6	550	Vista Cir	9	10	11
7	355	Vista Cir	6	6	6
8	115	Haynes Ln	2	2	2
9	618	Hudson Ct	12	11	11
10	295	Perry Hill Ct	6	6	6
11	206	Samuel J Maraman St	5	4	5
12	169	Fairfield Dr	4	3	4
13	274	Robbins Rd	14	5	7
14	606	Medal of Honor Memorial	18	15	15
15	116	Unnamed Rd	3	3	3
16	374	Cardinal Ln	8	9	8
17	1137	Atlanta Hwy	48	137	67
Totals	6322		162	240	184

# Congestion Management Plan Update

## Montgomery MPO

Study Name : **N Perry Hill Rd OP NB Study**  
 Study Date : **1/21/2014**  
 Page No. : **5**

### Detailed Statistics By Run

#### Average Speed (MPH) by Section

*N Perry Hill Rd OP-NB-001 t*  
*N Perry Hill Rd OP-NB-002 t*  
*N Perry Hill Rd OP-NB-003 t*

Node #	Length	Node Name	Run #1	Run #2	Run #3
1	0	Harrison Rd			
2	363	Bienville Rd	41.1	35.4	22.5
3	418	Duquesne Dr	38.6	35.8	28.7
4	410	Marquette Dr	37.6	34.8	30.1
5	316	Sunset Dr	34.7	36.0	24.9
6	550	Vista Cir	41.9	37.7	34.4
7	355	Vista Cir	42.3	40.3	39.5
8	115	Haynes Ln	39.0	39.5	39.5
9	618	Hudson Ct	36.6	38.4	40.3
10	295	Perry Hill Ct	30.7	33.3	31.5
11	206	Samuel J Maraman St	26.6	35.0	29.8
12	169	Fairfield Dr	28.3	38.7	30.0
13	274	Robbins Rd	13.5	37.6	26.1
14	606	Medal of Honor Memorial	23.6	27.5	26.7
15	116	Unnamed Rd	27.7	26.7	26.7
16	374	Cardinal Ln	31.6	28.4	31.1
17	1137	Atlanta Hwy	16.0	5.8	10.9
Totals	6322		26.8	18.1	23.3

# Congestion Management Plan Update

## Montgomery MPO

Study Name : **N Perry Hill Rd OP NB Study**  
 Study Date : **1/21/2014**  
 Page No. : **6**

### Detailed Statistics By Run

#### Total Delay (sec) by Section

*N Perry Hill Rd OP-NB-001 t*  
*N Perry Hill Rd OP-NB-002 t*  
*N Perry Hill Rd OP-NB-003 t*

Node #	Length	Node Name	Run #1	Run #2	Run #3
1	0	Harrison Rd			
2	363	Bienville Rd	0	0	4
3	418	Duquesne Dr	0	0	2
4	410	Marquette Dr	0	0	1
5	316	Sunset Dr	0	0	2
6	550	Vista Cir	0	0	0
7	355	Vista Cir	0	0	0
8	115	Haynes Ln	0	0	0
9	618	Hudson Ct	0	0	0
10	295	Perry Hill Ct	0	0	0
11	206	Samuel J Maraman St	1	0	0
12	169	Fairfield Dr	1	0	0
13	274	Robbins Rd	8	0	1
14	606	Medal of Honor Memorial	6	3	3
15	116	Unnamed Rd	0	1	1
16	374	Cardinal Ln	0	2	1
17	1137	Atlanta Hwy	25	115	46
Totals	6322		41	121	61

Total Delay based on a Normal Speed of 35 MPH.

# Congestion Management Plan Update

## Montgomery MPO

Study Name : **N Perry Hill Rd OP NB Study**  
 Study Date : **1/21/2014**  
 Page No. : **7**

### Detailed Statistics By Run

#### Time <= 0 MPH by Section

*N Perry Hill Rd OP-NB-001 t*  
*N Perry Hill Rd OP-NB-002 t*  
*N Perry Hill Rd OP-NB-003 t*

Node #	Length	Node Name	Run #1	Run #2	Run #3
1	0	Harrison Rd			
2	363	Bienville Rd	0	0	0
3	418	Duquesne Dr	0	0	0
4	410	Marquette Dr	0	0	0
5	316	Sunset Dr	0	0	0
6	550	Vista Cir	0	0	0
7	355	Vista Cir	0	0	0
8	115	Haynes Ln	0	0	0
9	618	Hudson Ct	0	0	0
10	295	Perry Hill Ct	0	0	0
11	206	Samuel J Maraman St	0	0	0
12	169	Fairfield Dr	0	0	0
13	274	Robbins Rd	0	0	0
14	606	Medal of Honor Memorial	0	0	0
15	116	Unnamed Rd	0	0	0
16	374	Cardinal Ln	0	0	0
17	1137	Atlanta Hwy	9	39	14
Totals	6322		9	39	14

# Congestion Management Plan Update

## Montgomery MPO

Study Name : **N Perry Hill Rd OP NB Study**  
 Study Date : **1/21/2014**  
 Page No. : **8**

### Detailed Statistics By Run

#### Time <= 20 MPH by Section

*N Perry Hill Rd OP-NB-001 t*  
*N Perry Hill Rd OP-NB-002 t*  
*N Perry Hill Rd OP-NB-003 t*

Node #	Length	Node Name	Run #1	Run #2	Run #3
1	0	Harrison Rd			
2	363	Bienville Rd	0	0	3
3	418	Duquesne Dr	0	0	0
4	410	Marquette Dr	0	0	0
5	316	Sunset Dr	0	0	0
6	550	Vista Cir	0	0	0
7	355	Vista Cir	0	0	0
8	115	Haynes Ln	0	0	0
9	618	Hudson Ct	0	0	0
10	295	Perry Hill Ct	0	0	0
11	206	Samuel J Maraman St	0	0	0
12	169	Fairfield Dr	0	0	0
13	274	Robbins Rd	9	0	0
14	606	Medal of Honor Memorial	2	0	0
15	116	Unnamed Rd	0	0	0
16	374	Cardinal Ln	0	0	0
17	1137	Atlanta Hwy	27	123	49
<b>Totals</b>	<b>6322</b>		<b>38</b>	<b>123</b>	<b>52</b>



# Congestion Management Plan Update

## Montgomery MPO

Study Name : **N Perry Hill Rd OP NB Study**  
 Study Date : **1/21/2014**  
 Page No. : **9**

### Detailed Statistics By Run

#### Time <= 35 MPH by Section

*N Perry Hill Rd OP-NB-001 t*  
*N Perry Hill Rd OP-NB-002 t*  
*N Perry Hill Rd OP-NB-003 t*

Node #	Length	Node Name	Run #1	Run #2	Run #3
1	0	Harrison Rd			
2	363	Bienville Rd	0	3	11
3	418	Duquesne Dr	0	4	10
4	410	Marquette Dr	0	4	10
5	316	Sunset Dr	3	2	8
6	550	Vista Cir	0	0	7
7	355	Vista Cir	0	0	0
8	115	Haynes Ln	0	0	0
9	618	Hudson Ct	2	0	0
10	295	Perry Hill Ct	6	5	4
11	206	Samuel J Maraman St	5	2	5
12	169	Fairfield Dr	4	0	4
13	274	Robbins Rd	14	0	7
14	606	Medal of Honor Memorial	18	12	15
15	116	Unnamed Rd	3	3	3
16	374	Cardinal Ln	8	9	8
17	1137	Atlanta Hwy	40	137	66
Totals	6322		103	181	158

# Congestion Management Plan Update

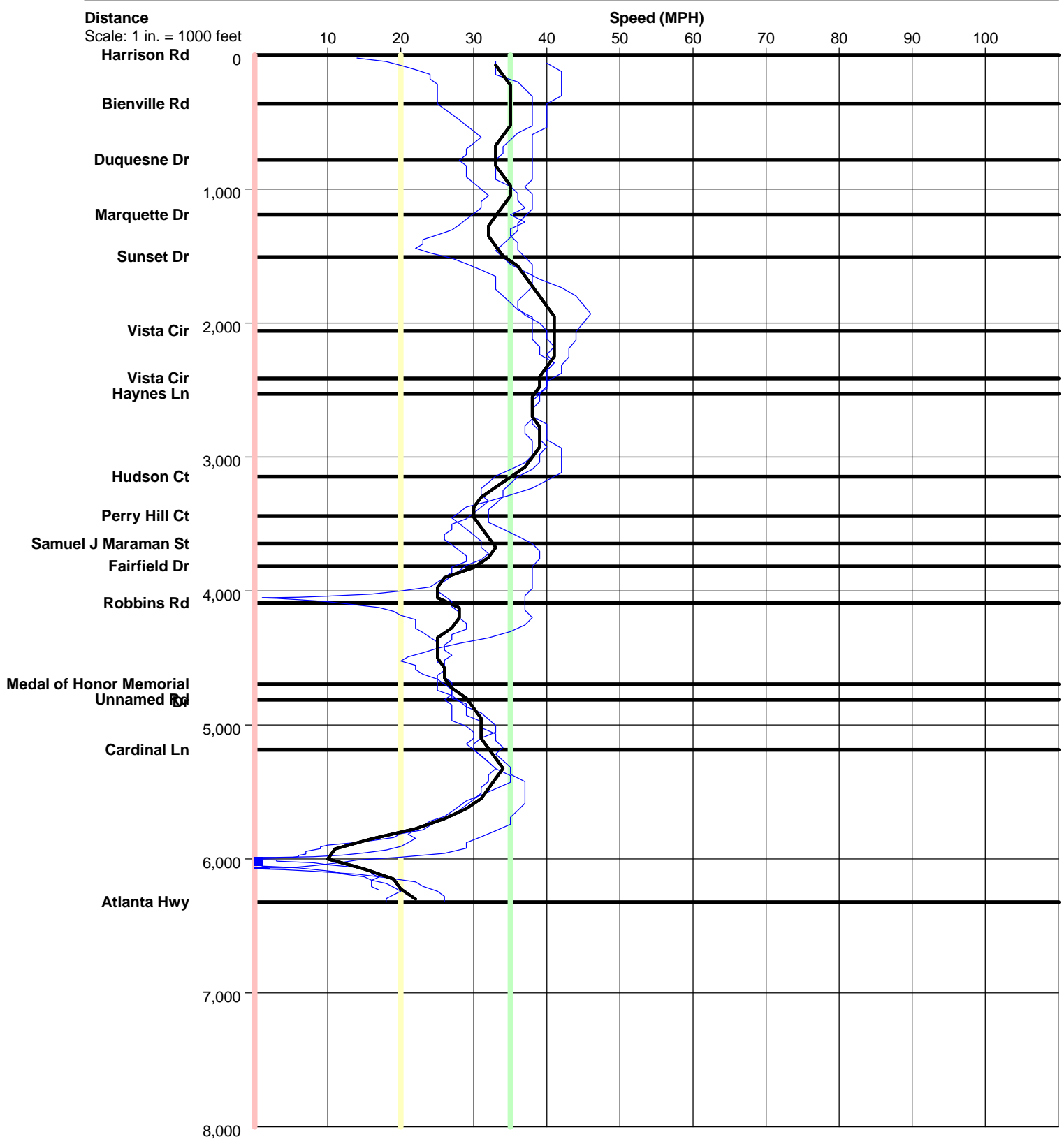
## Montgomery MPO

Study Name : N Perry Hill Rd OP NB Study

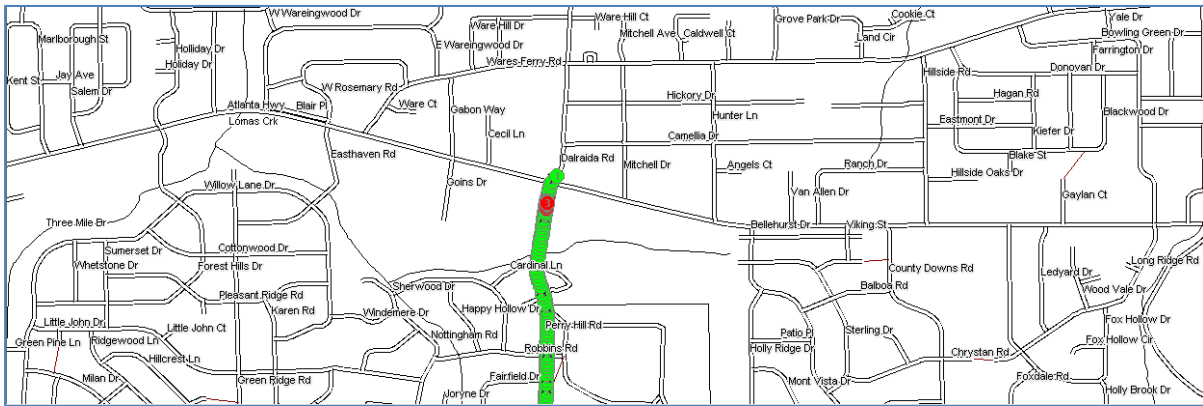
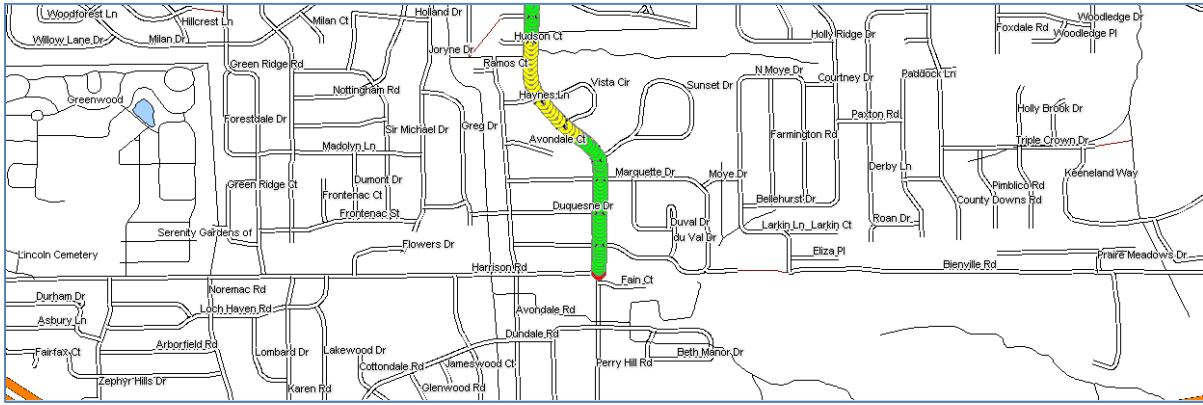
Study Date : 1/21/2014

Page No. : 10

### Speed/Distance Profiles of All Runs



# N Perry Hill Rd OP NB



Color Code Speeds

<span style="color: red;">■</span> Speed 1	0	To	20
<span style="color: green;">■</span> Speed 2	20	To	35
<span style="color: yellow;">■</span> Speed 3	35	To	99